

Joint Fill Color Chart


JF-85, SSP-100, and JS-600 UV



Limestone



Gray



Dark Gray



Anonymous




Osbourne



Guantlet



Sand




Walnut




Caramel




Saddle Brown



White



Black



Non-Pigmented



**Color Fan Deck
Available**

Need a custom color?

We offer color matching - just provide a Sherwin-Williams reference number.
Allow at least 48 hours to process.